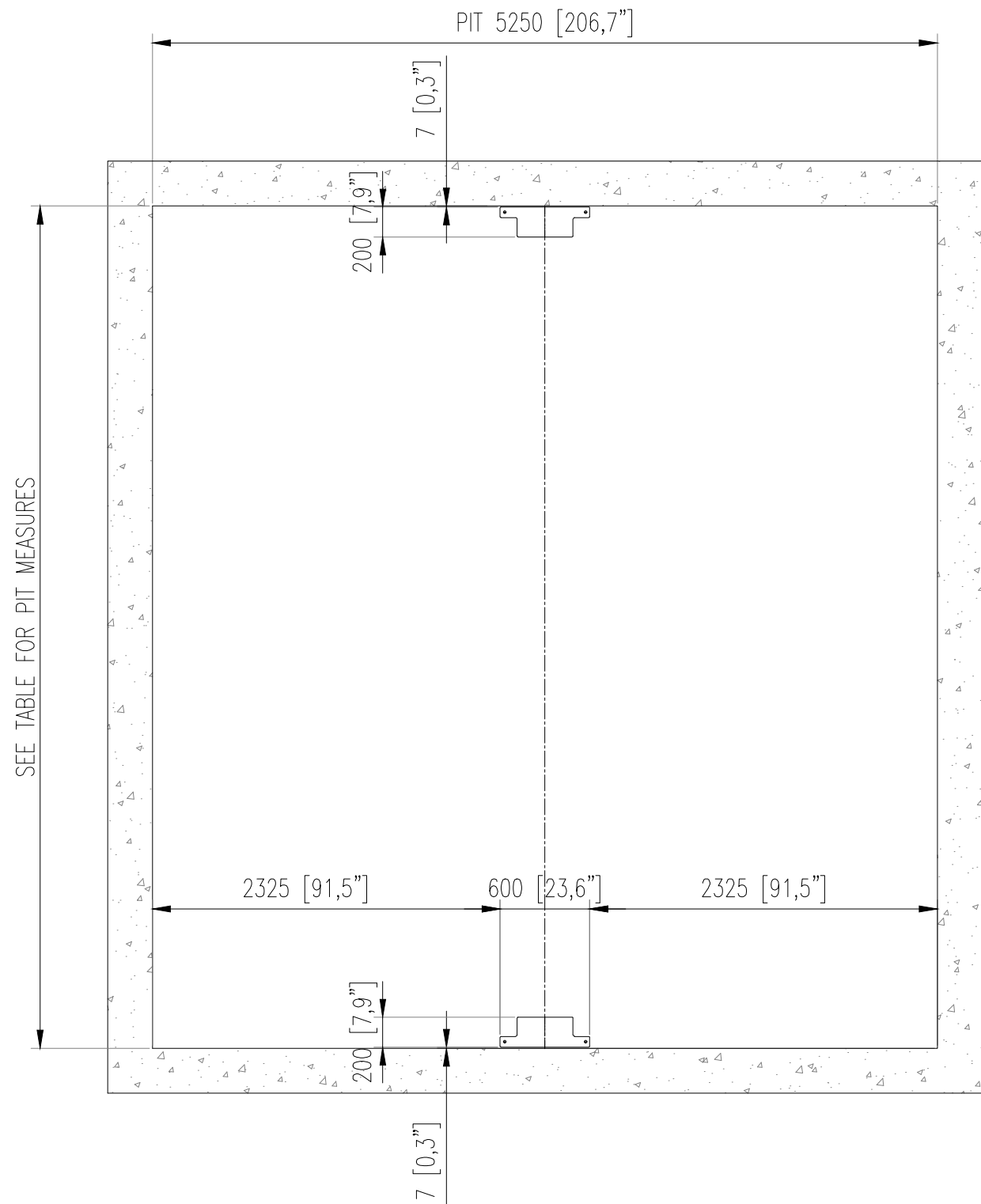


REVISIONS:			COPYRIGHT THIS DRAWING IS COPYRIGHT AND THE PROPERTY OF THE AUTHOR IT MUST NOT BE RETAINED, COPIED OR USED WITHOUT THE AUTHORITY OF THE AUTHOR.		
			DISCLAIMER THIS DRAWING AND ITS CONTENTS ARE ELECTRONICALLY GENERATED, ARE CONFIDENTIAL AND MAY ONLY BE USED FOR THE PURPOSE FOR WHICH THEY WERE INTENDED. THE AUTHOR WILL NOT ACCEPT RESPONSIBILITY FOR ANY CONSEQUENCES ARISING FROM THE USE OF THE DRAWING FOR OTHER THAN ITS INTENDED PURPOSE OR WHERE THE DRAWING HAS BEEN ALTERED, AMENDED OR CHANGED EITHER MANUALLY OR ELECTRONICALLY BY ANY THIRD PARTY.		
			NOTE THIS IS AN UNCONTROLLED DOCUMENT ISSUED FOR INFORMATION PURPOSES ONLY. UNLESS THE CHECKED SECTIONS ARE SIGNED OR COMPLETED, FIGURED DIMENSIONS TAKE PRECEDENCE OVER SCALED. DO NOT SCALE REDUCED SIZE DRAWINGS. VERIFY DIMENSIONS PRIOR TO COMMENCING ANY ON-SITE OR OFF-SITE WORKS OR FABRICATION. IF IN DOUBT - ASK		
No.	REVISION DESCRIPTION	DRAWN	DATE		

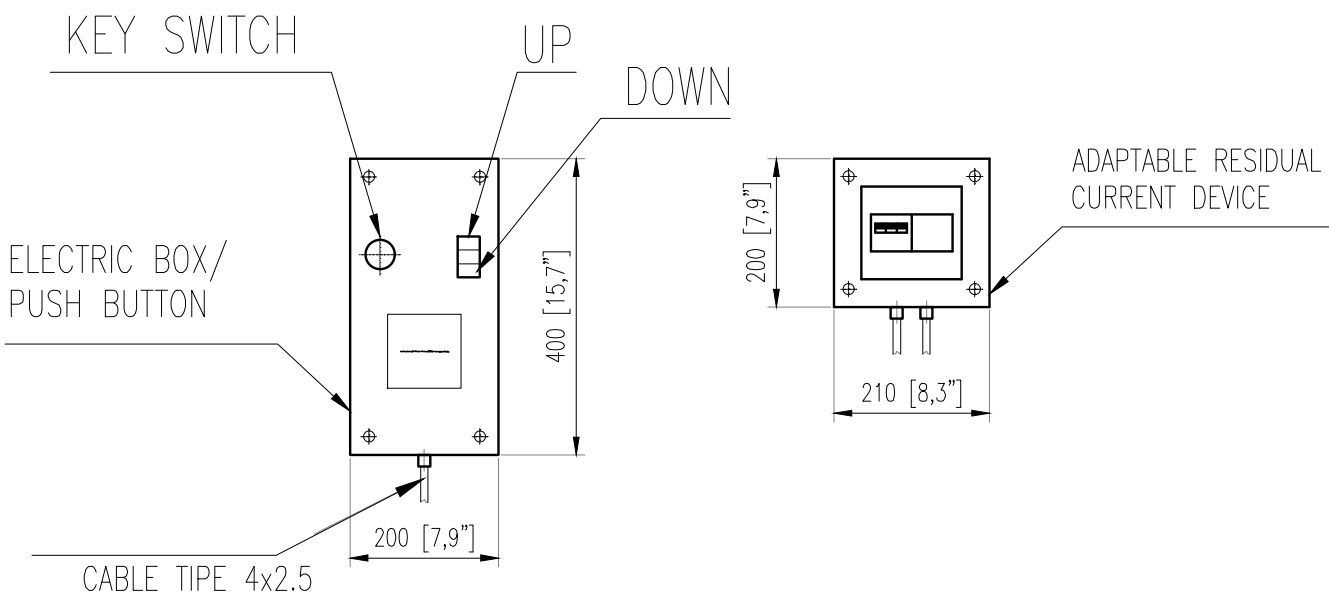
HLS
Equipment



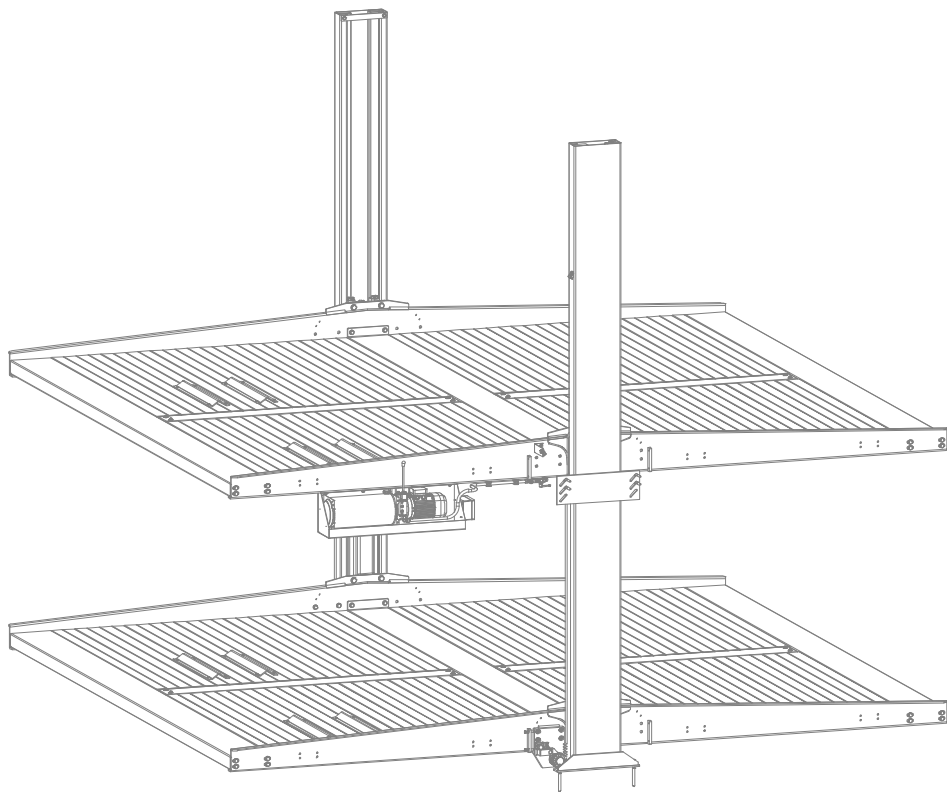
PROJECT TITLE			PROJECT LEADER A.SHARPE		SIGNATURE:	
			DESIGNER:			
			DRAFTSPERSON: MM		DATE:	
DRAWING TITLE HLS - DS - 25 - 2L - 5200			SCALE: NOT TO SCALE		SHEET SIZE: A1	
JOB No.: -			DRAWING No.: 01		REVISION:	



PLANT VIEW



ENTRANCE
EXIT



Dimensions without tolerance, according to UNI EN 22768-1, precision level	MEDIUM	Precision level	Dimension groups Linear tolerances in mm								Dimension angular group tolerances (Short side)				
			from 0,5 to +3	> 3 +6	> 6 +30	> 30 +120	> 120 +400	> 400 +1000	> 1000 +2000	> 2000 +4000	over 4000	up to 10	>10 to 50	>50 to 120	>120 to 400
		Medium	±0,1	±0,1	±0,2	±0,3	±0,5	±0,8	±1,2	±2	±3	±1°	±0°30'	±0°20'	±0°10'

REVISIONS:			COPYRIGHT		
			THIS DRAWING IS COPYRIGHT AND THE PROPERTY OF THE AUTHOR IT MUST NOT BE RETAINED, COPIED OR USED WITHOUT THE AUTHORITY OF THE AUTHOR.		
			DISCLAIMER		
			THIS DRAWING AND ITS CONTENTS ARE ELECTRONICALLY GENERATED, ARE CONFIDENTIAL AND MAY ONLY BE USED FOR THE PURPOSE FOR WHICH THEY WERE INTENDED. THE AUTHOR WILL NOT ACCEPT RESPONSIBILITY FOR ANY CONSEQUENCES ARISING FROM THE USE OF THE DRAWING FOR OTHER THAN ITS INTENDED PURPOSE OR WHERE THE DRAWING HAS BEEN ALTERED, AMENDED OR CHANGED EITHER MANUALLY OR ELECTRONICALLY BY ANY THIRD PARTY.		
			NOTE		
			THIS IS AN UNCONTROLLED DOCUMENT ISSUED FOR INFORMATION PURPOSES ONLY. UNLESS THE CHECKED SECTIONS ARE SIGNED OR COMPLETED, FIGURED DIMENSIONS TAKE PRECEDENCE OVER SCALED. DO NOT SCALE REDUCED SIZE DRAWINGS. VERIFY DIMENSIONS PRIOR TO COMMENCING ANY ON-SITE OR OFF-SITE WORKS OR FABRICATION. IF IN DOUBT - ASK		
No.	REVISION DESCRIPTION	DRAWN	DATE		



PROJECT TITLE		PROJECT LEADER		SIGNATURE	
		A.SHARPE			
		DESIGNER:			
		DRAFTSPERSON:		DATE:	
		MM			
		SCALE:		SHEET SIZE:	
		NOT TO SCALE		A1	
		JOB No.:		DRAWING No.:	
		-		02	
				REVISION:	

DRAWING TITLE
HLS - DS - 25 - 2L - 5200